



SOCIETY FOR AMERICAN ARCHAEOLOGY



ONLINE ARCHAEOLOGY WEEK 2021



## How to use this Booklet

In order to view and complete all the activities here, you'll need to open this document using Adobe Acrobat. It will not work properly in a web browser. You can [download Adobe Acrobat Reader](#) for free if you do not already have it on your computer. Some activities can be done digitally, but others you may need to print.

If you complete any of the activities in this booklet, you can send it to the Society for American Archaeology for a small prize, an embroidered patch, pictured below. You can either email the document to [public\\_edu@saa.org](mailto:public_edu@saa.org) or physically mail it to:

Society for American Archaeology  
Education and Outreach  
1990 K St. NW #401  
Washington, DC 20006



Your activity, patch, and more information about archaeology will be mailed back to you at the address you provide here:

**Name:**

**Address:**

## Online Archaeology Week 2021

This booklet was created by Emily Long, Bernard Means, and Beth Pruitt for the Society for American Archaeology's online celebration of archaeology April 5-9, 2021. View other digital resources at [www.saa.org/publicweek](http://www.saa.org/publicweek). For any questions, please contact [public\\_edu@saa.org](mailto:public_edu@saa.org). To give us feedback, please go to the [Online Archaeology Week Feedback Wall](#).

# Discover Archaeology

Archaeologists study the whole human past through the things people left behind all over the world. You might think of archaeologists as just searching for gold, digging up tombs, and examining mummies. It's part of the job of archaeologists to help explain what we really do.

Do you think these popular ideas about archaeology are true? Check either true or false, and turn the page to find out the answers!


## Archaeologists study and dig up dinosaurs



True

False

## There is NO archaeological evidence that aliens built the pyramids in Egypt



True

False

## Archaeologists get to keep or sell anything they find



True

False

# Discover Archaeology: Answers

**Archaeologists study and dig up dinosaurs**

**False**

Archaeologists study the human past by what people leave behind, like stone tools, baskets, and buildings. They don't study dinosaurs! Scientists who study ancient animals, like dinosaurs, are called paleontologists.

**There is NO archaeological evidence that aliens built the pyramids in Egypt**

**True**

The ancient Egyptians built the pyramids, not aliens! People are capable of making amazing things. Archaeologists study how people made the pyramids through the tools the ancient Egyptians left behind around 4,500 years ago.

**Archaeologists get to keep or sell anything they find**

**False**

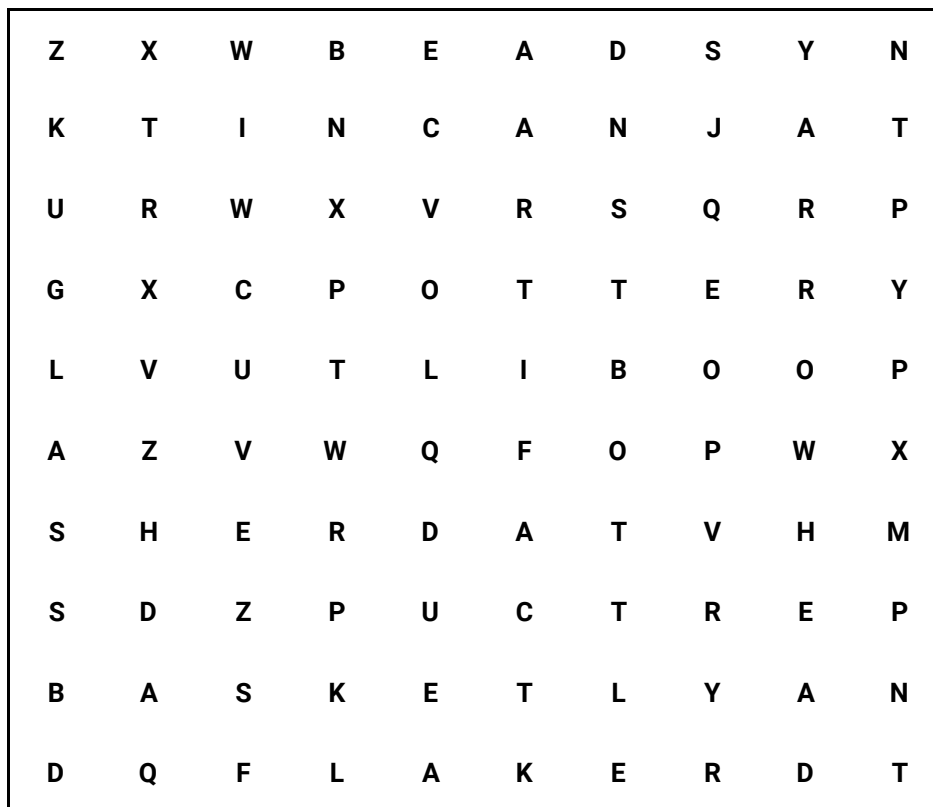
Archaeologists can't personally keep whatever they find while surveying or excavating. There are laws preventing the sale of these artifacts, too. Archaeologists want to use what they find to understand the past and share it with future generations.

**What's one thing you've learned about archaeology so far?**

## Discover Artifacts

Artifacts are everyday things made or used by humans and are found where people used to live and work. There are many kinds of artifacts, such as tools, containers, toys, decorations, or anything else a person might use. Archaeologists study artifacts to learn more about the people who made these objects and what happened in the past.

Studying pieces of pottery, known as **sherds**, can tell archaeologists about what people ate and how they cooked or stored food. They can also examine **flakes**, the bits of rock that are created when making stone tools, to figure out how people made tools like arrowheads and spearheads. Studying different kinds of containers like baskets, pottery, bottles, and tin cans can tell archaeologists about when people moved to that area and the kinds of activities they were doing, such as ranching or farming. Find artifacts in the word search below:




**What are some objects that archaeologists might find?**

1. Tin Can
2. Pottery
3. Sherd
4. Beads
5. Basket
6. Glass
7. Bottle
8. Arrowhead
9. Artifact
10. Flake

# Discover Your Home

If an archaeologist studied your home in 100 years, what would they find? Check any of the objects that an archaeologist might find in your home.

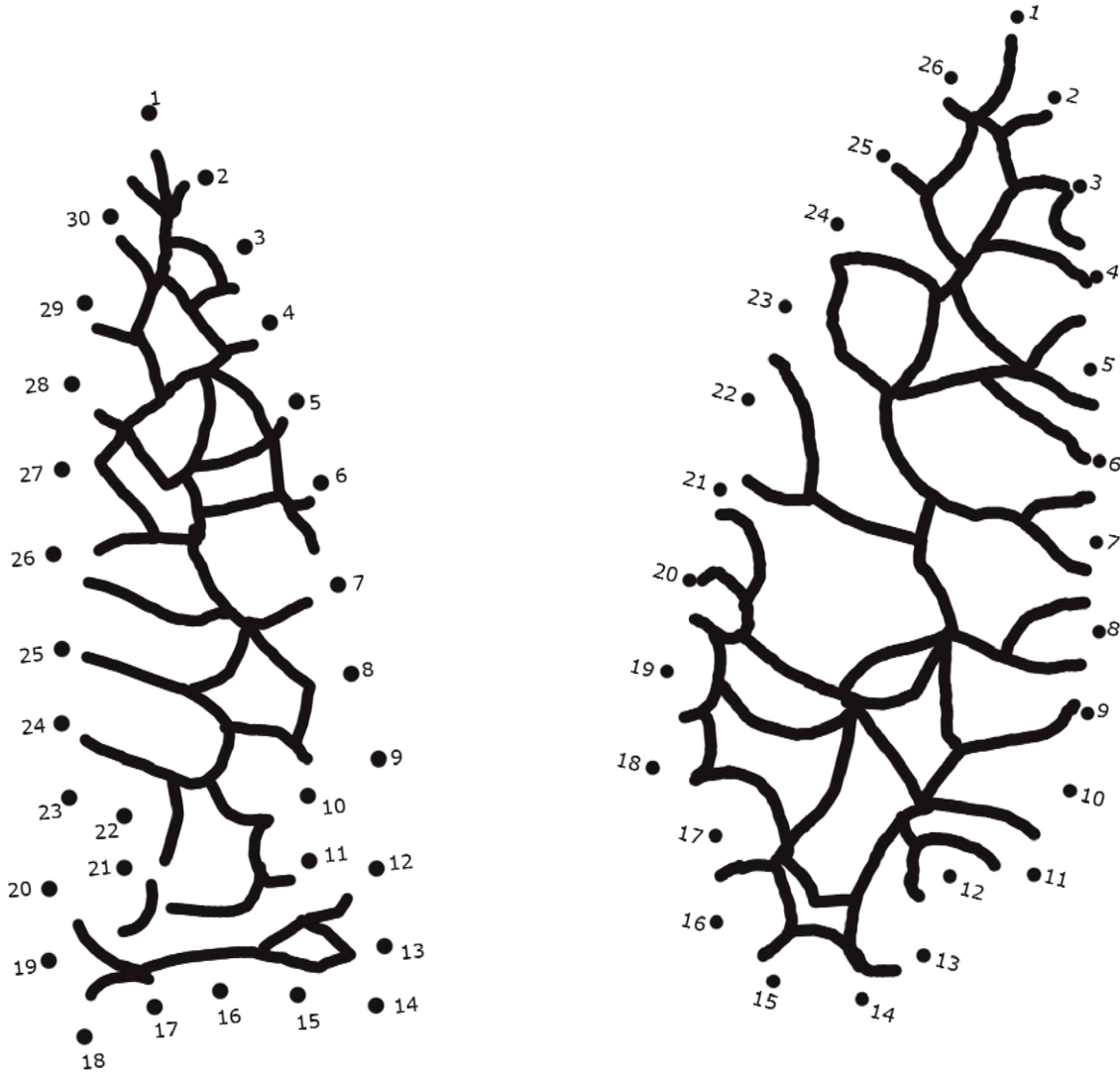


**What would archaeologists learn about you through these objects?**

# Discover Stone Tools

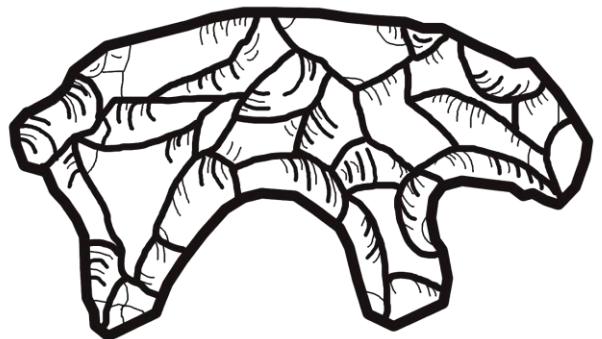
Humans have made many different kinds of stone tools by flint knapping. Flint knapping is the process of breaking down bigger rocks into stone tools, like arrowheads, spearheads, scrapers, and cutters. These tools come in many different shapes and sizes. The shape and size of stone tools can tell archaeologists about what they were used for, such as hunting or cutting, the age of the tool, and about the people who made the tools. The type of rock used can also tell archaeologists about trade for materials, like obsidian or flint.

Connect the dots to make your own stone tools:



## Did you know?

People flint knapped more than just tools. The Official California State Prehistoric Artifact is a stone artifact interpreted to look like a bear. It was made by prehistoric Californian Native Americans around 7,000 to 8,000 years ago! [Learn more at CA.gov](https://www.ca.gov).

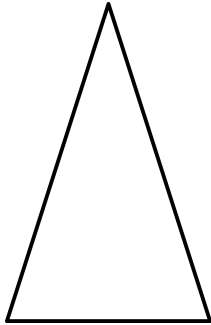


Created by E. Long 2021


# Discover Classification: Shapes

How do archaeologists classify stone tools? First, they look at shape. For points like arrowheads and spearheads, common shapes include triangular points, stemmed points, and notched points. Notched points can be corner or side notched. Putting tools into categories can help us understand differences in style and use.

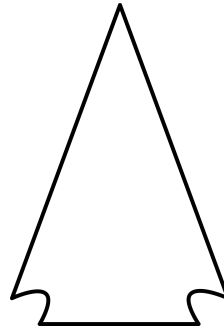
## Notched Points



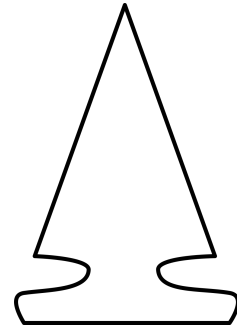
**Triangular Point**



**Stemmed Point**

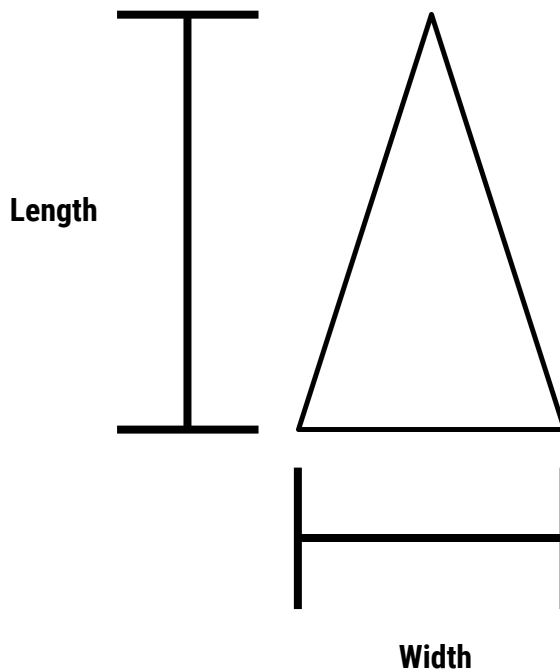


**Corner Notched**



**Side Notched**

Second, archaeologists look at size. Common measurements include overall length and overall width.



You can test your classification skills with stone tools on the following pages with digital 3D models of real artifacts.



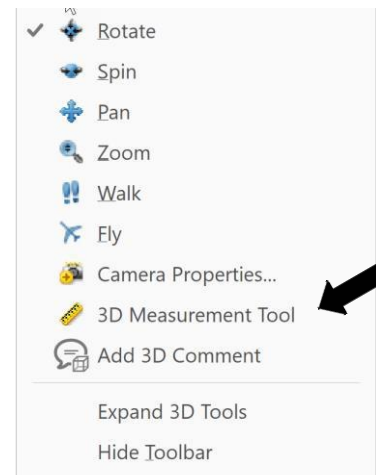
## Discover Classification: Measurements

1. If you have not already, you will need to download the free [Adobe Acrobat Reader](#) to make this activity work. You will need to choose the option to “Trust This Document.”
2. On the next page, click on a box with an image of a stone point, and you can use your mouse to rotate it. You can observe the shape of the point.
3. Click on the point itself. A tool bar will appear, and you can select the triangle next to the sphere with the arrows.



4. Click on the 3D Measurement Tool. Now you can digitally measure the length and width of your 3D point model!
5. Now you can record the shape and measurements of each of the stone points. Note that model units are millimeters.

If you do not want to do this activity using the digital models, you can also print out the page and take measurements by hand, though the size of the printed page may not be accurate.




Classify the shape and record the measurements of the three artifacts on the next page. The models may take a moment to load.

## Stone Point 1

Shape: \_\_\_\_\_

Length: \_\_\_\_\_ mm

Width: \_\_\_\_\_ mm




## Stone Point 2

Shape: \_\_\_\_\_

Length: \_\_\_\_\_ mm

Width: \_\_\_\_\_ mm




## Stone Point 3

Shape: \_\_\_\_\_


Length: \_\_\_\_\_ mm

Width: \_\_\_\_\_ mm



## Discover Your Own Artifact Model

The groundstone axe below was found on Assateague Island National Seashore in Maryland. The last ten pages of this booklet can be cut out as plans to trace onto cardboard, which you can cut out and glue together to make a cardboard model of the axe. Make sure children get the help of an adult when cutting out the plans or cutting the cardboard. View the axe as a [digital 3D model on Sketchfab](#).



[Watch a quick animation](#) showing the process of gluing the cardboard model together.

**Why do you think archaeologists might use models while studying an artifact?**

21-1

2-1

- 1

1 1

1 7

